

## GENERAL EQUIPMENT



# 5.1

## PARTICLE SIZE ANALYSIS

**5.1.1 DRYING** PAGE 335

---

**5.1.2 WEIGHING** PAGE 340

---

**5.1.3 SIEVING** PAGE 346

---

ITEMS	PAGE	ITEMS	PAGE
Dynamometer	344	Sand bath	338
Drying ovens	336-337	Sieves and screens	346-349
Electronic balances	341-342	Sieve shaker	350
Hydrostatic weighing tables	245	Trays and scoop	335
Hot plates and gas burner	339	Ultrasonic cleaning tank	351
Muffle furnace and microwave oven	338	Yield buckets	351
Mechanical balances	343	Weights: brass, cast iron	344

## TRAYS AND PANS

Model	Dimensions mm	Made of
DV 227/1	180 x 250 x 55	aluminium
DV 227/2	220 x 300 x 60	aluminium
DV 227/3	250 x 350 x 65	aluminium
DV 227/4	280 x 400 x 80	aluminium
DV 227/5	330 x 500 x 100	aluminium
DV 227/7	430 x 650 x 100	aluminium
DV 227/8	360 x 550 x 100	aluminium
DV 227/A	dia. 220 x 50	aluminium
DV 227/B	dia. 240 x 60	aluminium
DV 227/C	dia. 260 x 65	aluminium
DV 227/D	dia. 300 x 70	aluminium
DV 227/E	dia. 340 x 70	aluminium
DV 227/F	dia. 360 x 75	aluminium
DV 228/1	180 x 250 x 70	stainless steel
DV 228/2	210 x 300 x 70	stainless steel
DV 228/3	250 x 350 x 70	stainless steel
DV 228/6	dia. 180 x 80	stainless steel
DV 228/7	dia. 240 x 110	stainless steel
DV 228/8	dia. 280 x 130	stainless steel
DV 228/9	dia. 340 x 160	stainless steel
DV 226	250 x 200 x 60	plastic
DV 226/1	320 x 260 x 70	plastic
DV 226/2	350 x 300 x 85	plastic
DV 226/3	430 x 330 x 95	plastic
DV 226/A	420 x 320 x 200	plastic
DV 226/B	600 x 370 x 290	plastic
DV 226/C	740 x 440 x 210	plastic
DV 226/D	740 x 440 x 400	plastic
DV 227/G	600 x 600 x 60	galvanised steel
DV 227/H	760 x 760 x 60	galvanised steel
DV 227/L	900 x 900 x 70	galvanised steel
DV 227/M	450 x 650 x 100	galvanised steel



DV 227/1.../7



DV 227/A.../F



DV 228/1.../3



DV 227/G.../M



DV 228/6.../9



DV 226/A.../D

## SCOOPS

Model	Dimensions mm	Characteristics	cc (ml)
DV 941	245 x 80	metal, round bottom	300
DV 942	335 x 120	metal, round bottom	1000
DV 943	420 x 160	metal, round bottom	2500
DV 944	210 x 70	metal, flat bottom	200
DV 945	310 x 110	metal, flat bottom	450
DV 946	400 x 150	metal, flat bottom	1500
DV 947	length 290	plastic, round bottom	500
DV 948	length 220	plastic, round bottom	300
DV 949	length 160	plastic, round bottom	250



DV 941...949



DV 226.../3



ES 100/N

### THERMOSTATIC OVENS 200°C (A SERIES)

Double-walled **zinc-plated steel** made.  
Efficient insulation material. Double-bottomed.  
Heating elements situated in the base of the oven.  
Mobile shelves on shelf guides. On/off switch, pilot light and thermostat for setting the temperature.  
Control dial thermometer.  
Temperature range is from ambient to 200°C.

**POWER SUPPLY:** 220 V, 50 Hz, single phase.

### THERMOSTATIC OVENS 200°C (F SERIES)

Similar to the A series models but provided with a **forced ventilation** system for greater uniformity of temperature.

### THERMOSTATIC OVENS 200°C (B SERIES)

Similar to the A series models but manufactured in **stainless steel**, internal and external walls.

### THERMOSTATIC OVENS 200°C (N SERIES)

Similar to the B series models (stainless steel) but provided with **digital thermostat** for setting the temperature (the **display** shows the temperature inside the oven).

**Forced ventilation** system for uniformity of temperature.  
Two safety thermostats.

### THERMOSTATIC OVENS 250°C (SC SERIES)

Similar to the N series models (**stainless steel**), with a high insulation, **electronic programming** and **digital display**. **Forced ventilation** system for obtaining a temperature uniformity. Safety thermostat.

Readout accuracy: 2-3°C.

#### ACCESSORIES AND SPARE PARTS:

<b>ES 010/T</b>	Timer (to be ordered with the oven)
<b>ES 050/R</b>	Stainless steel shelf, for ES 050
<b>ES 100/R</b>	Stainless steel shelf, for ES 100
<b>ES 160/R</b>	Stainless steel shelf, for ES 160
<b>ES 230/R</b>	Stainless steel shelf, for ES 230
<b>ES 290/R</b>	Stainless steel shelf, for ES 290
<b>ES 440/R</b>	Stainless steel shelf, for ES 440
<b>ES 720/R</b>	Stainless steel shelf, for ES 720
<b>ES 010/TH</b>	Analog thermostat with probe
<b>ES 010/TD</b>	Digital thermostat with probe
<b>ES 010/TR</b>	Analog thermometer for ovens
<b>ES 010/R</b>	Relay for digital ovens



ES 230/A

## 200° C - GALVANIZED STEEL

Analog		Capacity litres	Shelves	Guides	Doors	Volt	Watts	Heating elements number	weight kg	Dimensions	
Standard	with forced ventilation									internal l x d x h cm	external l x d x h cm
ES 100/A	ES 100/F	100	2	2	1		1250		35	50 x 40 x 50	76 x 59 x 73
ES 230/A	ES 230/F	230	2	2	1		2050		58	60 x 64 x 60	86 x 82 x 84
ES 440/A	ES 440/F	440	3	3	1		3650		97	70 x 70 x 90	97 x 90 x 116

## 200° C - STAINLESS STEEL

Models		Capacity litres	Shelves	Guides	Doors	Volt	Watts	Heating elements number	weight kg	Dimensions	
Analog	Digital									internal l x d x h cm	external l x d x h cm
ES 100/B	ES 100/N	100	2	5			1200	1	40	40 x 40 x 60	69 x 59 x 84
ES 160/B	ES 160/N	160	2	5			1500	2	50	50 x 55 x 60	79 x 69 x 84
ES 230/B	ES 230/N	230	2	5			2400	2	60	60 x 70 x 55	89 x 84 x 79
ES 290/B	ES 290/N	290	3	7			3000	2	65	60 x 60 x 80	88 x 74 x 104
ES 440/B	ES 440/N	440	3	7			4000	3	85	90 x 70 x 70	120 x 84 x 94
-	ES 720/N	750	3	7			4800	4	150	90 x 64 x 130	123 x 82 x 166

## 250° C - STAINLESS STEEL

Digital Models with forced ventilation	Capacity litres	Shelves	Guides	Doors	Volt	Watts	Heating elements number	weight kg	Dimensions	
									internal l x d x h cm	external l x d x h cm
ES 160/SC	160	2	5		230	2100	4	57	50 x 55 x 60	85 x 75 x 90
ES 230/SC	230	2	5		230	3500	4	60	60 x 70 x 55	95 x 90 x 100
ES 290/SC	290*	3	7		400	4300	5	73	60 x 60 x 80	95 x 80 x 115
ES 440/SC	440*	3	7		400	5300	5	95	90 x 70 x 70	125 x 90 x 105
ES 720/SC	720*	3	7		400	7200	6	165	100 x 60 x 120	135 x 80 x 155


\* 400 V - Three phase



ES 230/SC



ES 720/N



ES 185



ES 186



ES 181

## TECNOTEST

**MUFFLE FURNACES: 1100°C**

Digital temperature display. Ceramic fiber heat insulation, sliding door for easy and safe access to the inside chamber. Shielded Kanthal resistors for temperatures up to 1100°C.

**ES 185** POWER SUPPLY: 220 V, 50 Hz, single phase, W 3900.  
INNER DIMENSIONS: 210 x 320 x 145 (h) mm  
OUTER DIMENSIONS: 500 x 650 x 650 (h) mm  
WEIGHT: 60 kg

**ES 185/1** POWER SUPPLY: 220 V, 50 Hz, single phase, W 2300.  
INNER DIMENSIONS: 145 x 250 x 100 (h) mm  
OUTER DIMENSIONS: 400 x 580 x 540 (h) mm  
WEIGHT: 30 kg

**MUFFLE FURNACE: 1200°C**

Identical to the model ES 185/1 but to 1200°C

**ES 184** POWER SUPPLY: 220 V, 50 Hz, single phase, 2600 W  
INNER DIMENSIONS: 145 x 250 x 100 (h) mm  
OUTER DIMENSIONS: 500 x 650 x 650 (h) mm  
WEIGHT: 70 kg

**ACCESSORY:**

**ES 185/T** Weekly timer

**MICROWAVE OVEN (18 litres)**

ES 186

Constantly rotating turntable.

Timer: 35 minutes.

Capacity: approx 18 litres

POWER SUPPLY: 220 V, 50 Hz, single phase, 800 W, 2450 MHz  
OVERALL DIMENSIONS: 460 x 320 x 300 (h) mm.  
WEIGHT: 16 kg.

**SAND BATH**

ES 181

Built with stainless steel basin and supporting base made of carbon steel.

Resistances put into this basin enable the whole surface to be heated and temperature of sand to be maintained.

Temperature is regulated by a thermoregulator and a signal lamp.

It is completed by a fuse and supply cable with earth.

Maximum temperature it can reach is 400°C.

POWER SUPPLY: 220 V, 50 Hz, single phase, 2000 W  
OVERALL DIMENSIONS: 300 x 330 x 280 (h) mm.  
WEIGHT: 10 kg

## ELECTRIC HOT PLATES: maximum temperature 450°C

Aluminium plate with steel body.

A temperature regulator and pilot light are situated on the front of the hot plate.

Temperature control is achieved via a thermoregulator.

220 V, 50 Hz, 1 ph:	ES 180/12	ES 180/22	ES 180/32
Plate cm	20 x 30	30 x 40	40 x 60
Watts	1500	2400	4000
Weight kg	19	25	32
Dimensions cm	20 x 30 x 22	30 x 40 x 22	40 x 60 x 22

### HOT PLATE

ES 180/02

Made in enamelled steel. Cast iron plate, 180 mm diameter. Adjustable thermostat.

POWER SUPPLY: 220 V, 50 Hz, single phase, 1500 W

DIMENSIONS: 260 x 250 x 90 (h) mm.

WEIGHT: 3 kg.

### WARM-AIR DRYER

ES 179/22

Temperature approx. 95-100°C. Hot and cold air. Two speeds. 500 Watts

POWER SUPPLY: 220 V, 50 Hz, single phase.

DIMENSIONS: 150 x 200 x 220 (h) mm.

WEIGHT: 1.5 kg.

ES 175	Butane gas twin burner
ES 178	Bunsen burner
ES 177	Metal Tripod
V 780/1	Wire gauze 16 x 16 cm
V 780/2	Wire gauze 18 x 18 cm
DV 260/1	Gloves resistant to acids and solvents
DV 260/5	Heat-resistant gloves
DV 260	Gloves resistant to very high temperatures
DV 260/2	Suede gloves
DV 260/3	Rubber gloves (cotton inside)



ES 180/12



ES 180/02



ES 175



ES 177 - ES 178 - V 780/1

## SCALES & BALANCES

MODEL	CAPACITY	SENSIVITY	TYPE	PAGE
TL 204	160 g	1 mg	Thermobalance	289
TL 201	205 g	0.1 mg	Analytical Digital	289
TL 201/A	205 g	0.1 mg	Analytical Digital	289
TL 234	300 g	0.01 g	Digital	291
TL 235	311 g	0.01 g	Beam	295
TL 240	330 g	1 mg	Digital	290
TL 245	200/600 g	0.001/0.01 g	Digital 2 scales	290
TL 255	1000 g	0.01 g	Digital	290
TL 275	2000 g	0.1 g	Pendulum	295
TL 285	2610 g	0.1 g	Beam	295
TL 236	3000 g	0.1	Digital	291
TL 299	4100 g	0.01 g	Digital	291
TL 300	4500 g	0.1 g	Digital	290
TL 325	800/5500 g	0.01/0.1 g	Digital 2 scales	290
TL 326	6000 g	0.1 g	Digital	292
TL 330	8000 g	0.1 g	Digital	290
TL 331	12000 g	0.1 g	Digital	290
TL 337	15000 g	0.5 g	Digital	291
TL 346	15000 g	5 g	Digital	291
TL 332	16000 g	0.1 g	Digital	290
TL 333	4500/16000 g	0.1/1 g	Digital 2 scales	290
TL 365	20 kg	1 g	Beam	295
TL 367	30 kg	0.5 g	Digital	291
TL 376	30 kg	0.2 g	Digital	290
TL 379	30 kg	0.5 g	Digital	292
TL 380	30 kg	2 g	Digital	291
TL 381	4.5/30 kg	0.1/1 g	Digital	290
TL 398	60 kg	2 g	Digital	292
TL 397	75 kg	5 g	Digital	291
TL 411	150 kg	5 g	Digital	292



TL 337



TL 346



TL 380

## DIGITAL ANALYTICAL BALANCES

Capacity: 205 g  
 Precision: 0.1 mg  
 Reproducibility: 0.1 mg  
 Linearity: 0.3 mg  
 Serial interface: Standard RS 232  
 Plate:  $\varnothing$  80 mm stainless steel  
 Useful height of weighing chamber: 200 mm  
 Working Temperature: + 10 ... 30° C

OVERALL DIMENSIONS: 194 x 325 x 315 (h) mm

WEIGHT: 8.5 kg

POWER SUPPLY: 220V, 50 Hz, single phase



TL 201

**TL 201** Model with manual calibration with standard external weight of 200 g

**TL 201/A** Model with automatic calibration with internal motorized weight of 200 g

## ELECTRONIC THERMOBALANCES

TL 204

Capacity: from 3 to 160 g  
 Precision: 1 mg  
 Moisture indication: 0.01% - 100.00%  
 Dry residual indication: 100.00% - 0.01%  
 Heating via 4 quartz tubes with infrared emission  
 Temperature probe Pt 100  
 Temperature: 50°C - 160°C (steps: 1°C)  
 Calibration weight  
 Serial interface RS 232C  
 Plate dimension:  $\varnothing$  110 mm

POWER SUPPLY: 220 V, 50/60 Hz, single phase, 400 W

DIMENSIONS: 190 x 340 x 325 (h) mm

WEIGHT: 11.5 kg



TL 204

Model with programmable shutdown:

- 1) From 1 to 99 minutes
- 2) Automatic (programmable shutdown) from 0.1% to 99%

## PORTABLE ELECTRONIC BALANCES

Weighing system: electronic load cell.  
 Tare weighing function. Large LCD display.  
 Stainless steel platform. Mains power with AC/CD adaptor or simple commercial batteries.

Model	Capacity kg	Divisions g	Plate cm	Dimensions cm	Weight kg	Notes
TL 234	0.3	0.01	$\varnothing$ 15	31 x 23 x 7	2.6	
TL 236	3	0.1	$\varnothing$ 15	31 x 23 x 7	2.6	
TL 299	4.10	0.01	$\varnothing$ 15	31 x 23 x 7	2.6	
TL 337	15	0.5	25 x 21	24 x 29 x 10	3.5	(1)
TL 346	15	5	23 x 23	27 x 40 x 20	3	
TL 367	30	0.5	25 x 21	24 x 29 x 10	3.5	(1)
TL 380	30	2	29 x 23	34 x 30 x 10	4.5	
TL 397	75	5	50 x 40	66 x 43 x 91	17	(1)

Notes: (1) RS 232 Serial output for printer or PC



TL 397

## PRECISION DIGITAL BALANCES

The balance operates using the principle of electro-magnetic compensation.

Some models are fitted with two reading scales.

RS 232 serial output for printer or PC.

Self-calibration with sample weight supplied (up to 20 kg).

Zeroing or calibrating key.


Facility for below balance weighing.

Powered by electric cable.

**DIMENSIONS OF ALL MODELS:** 330 x 220 x 95 (h) mm.

**POWER SUPPLY:** 220 V, 50 Hz, single phase.

**WEIGHT:** 10 kg



TL 332



TL 379



TL 411

## SINGLE SCALE

Model	Capacity g	Sensitivity g	Plate dim. mm	Notes
TL 240	330	0.001	dia. 110	(2)
TL 255	1000	0.01	dia. 160	
TL 300	4500	0.1	dia. 160	(1)
TL 330	8000	0.1	190 x 210	(1)
TL 331	12000	0.1	320 x 210	
TL 332	16000	0.1	320 x 210	
TL 376	30000	0.2	320 x 210	

## DOUBLE SCALE

Model	Capacity g	Sensitivity g	Plate dim. mm	Notes
TL 245	200/600	0.001/0.01	dia. 110	(2)
TL 325	800/5500	0.01/0.1	dia. 160	
TL 333	4500/16000	0.1/1	320 x 210	
TL 381	4500/30000	0.1/1	320 x 210	

- Notes: (1) Also battery operated  
Backlit LCD display  
(2) Wind shield

## ELECTRONIC DIGITAL BALANCES

The balance operates using a single chip microcomputer.

RS 232 serial output for printer or PC.

Backlit LCD display.

Power: mains adaptor cable and rechargeable batteries.

Self-calibration with sample weight.

Zeroing or calibrating key.

Model	Capacity kg	Divisions g	Plate cm	Dimensions mm	Weight kg
TL 326	6	0.1	22 x 29	320 x 340 x 125	3.8
TL 379	30	0.5	22 x 29	320 x 340 x 125	3.8
TL 398	60	2	60 x 45	465 x 605 x 950	25
TL 411	150	5	60 x 45	465 x 605 x 950	25
TL 413	300	10	60 x 45	465 x 605 x 950	25


**HEAVY DUTY SOLUTION BALANCE**  
**20 kg, DIVISIONS 1 g**

TL 365

Stainless steel plate dia. 279 mm.  
 Magnetic damping system.  
 Front beam scale 100 g (divisions 1 g)  
 Rear beam scale 1000 g (divisions 100 g)  
 Tare beam with sliding weight to 2270 g  
 Weight set: 1 x 1 kg, 2 x 2 kg, 1 x 5 kg and 1 x 10 kg  
 A hook can be positioned under the platform for hydrostatic weighing.  
**DIMENSIONS:** 840 x 280 x 260 (h) mm.  
**WEIGHT:** 20 kg.

**ACCESORIY:**

**TL 365/S** Stainless steel scoop (40 x 36 x 15 cm)  
 with slotted counterweight - 3 litres



TL 365

**TRIPLE BEAM SCALE**  
**CAPACITY 2,610 kg DIVISIONS 0.1 g**

TL 285

Magnetic damping system.  
 Stainless steel flat pan dia. 152 mm.  
 Three graduated beams with sliding weights:  
 - 10 g (divisions 0.1 g)  
 - 100 g (divisions 10 g)  
 - 500 g (divisions 100 g)  
 Extra weights (2 x 1 kg and 1 x 500 g) to reach full capacity.  
 A hook can be placed under the platform for hydrostatic weighing.

**DIMENSIONS:** 400 x 75 x 90 (h) mm.  
**WEIGHT:** 3 kg.

**TL 285/S** Footed polypropylene scoop: 800 ml  
 (30 x 15 x 7 cm) with counterweight



TL 285

**HARVARD TRIP BALANCE 2000 g**  
**DIVISIONS 0.1 g TARE DEVICE 225 g**

TL 275

Magnetic damping. Graduated beams: 200 g (x 10 g) and 10 g (x 0.1 g). Case with calibrated weights: 1000, 500, 2 x 200, 100, 50, 2 x 20, 10, 5, 2 x 2, 1 g.

**DIMENSIONS:** 360 x 152 x 254 (h) mm.  
**WEIGHT:** 3 kg.

**ACCESSORIES AND SPARE PARTS:**

**TL 275/P** Weight box: 2110 g

**TL 275/S** Scoop pan in polypropylene with  
 counterweight: 800 ml



TL 275

**CENT-O-GRAM BALANCE**  
**CAPACITY 311 g, DIVISIONS 0.01 g**

TL 235

Platform can be adjusted in height for hydrostatic weighing of light samples. A small hook is provided to hang samples for such weighing. Magnetic damping system.  
 Four graduated beams with sliding weights:  
 - 1 g (divisions 0.01 g)  
 - 10 g (divisions 1 g)  
 - 100 g (divisions 10 g)  
 - 200 g (divisions 100 g)

**DIMENSIONS:** 400 x 140 x 200 (h) mm.  
**WEIGHT:** 2.5 kg.



TL 235

## 5.1.2 WEIGHING

## TECNOTEST

WEIGHTS	CHROMIUM PLATED BRASS CLASS M1 *	TOLERANCE	POLISHED BRASS STANDARD	TOLERANCE
g. 1	PC 000/001	mg. 1	PO 000/001	mg. 5
g. 2	PC 000/002	mg. 1.2	PO 000/002	mg. 5
g. 5	PC 000/005	mg. 1.5	PO 000/005	mg. 10
g. 10	PC 000/010	mg. 2	PO 000/010	mg. 20
g. 20	PC 000/020	mg. 2.5	PO 000/020	mg. 30
g. 50	PC 000/050	mg. 3	PO 000/050	mg. 50
g. 100	PC 000/100	mg. 5	PO 000/100	mg. 60
g. 200	PC 000/200	mg. 10	PO 000/200	mg. 100
g. 500	PC 000/500	mg. 25	PO 000/500	mg. 250
kg. 1	PC 001	mg. 50	PO 001	mg. 400
kg. 2	PC 002	mg. 100	PO 002	mg. 600
kg. 5	-	-	PO 005	mg. 1250
kg. 10	-	-	PO 010	mg. 2500

\* Tecnotest certified

WEIGHTS	CAST IRON CLASS M1*	TOLERANCE
5 kg	PC 005	250 mg
10 kg	PC 010	500 mg
20 kg	PC 020	1000 mg



PO 010... PO 000/001



TL 424/95



PC 010



TL 348

## DIGITAL DYNAMOMETERS WITH REMOTE CONTROL FOR MOBILE WEIGHING

The dynamometers consist of an extensometric load cell (high precision) and of a microprocessor based indicator.

Specifications:

- Max permissible load: 150 % F.S.
- Security coefficient: >5
- Working temperature: -5°C +50°C
- Accuracy:  $\leq \pm 0,05\%$  F.S.
- Power: 4 Alkaline batteries 1.5 V size AA
- Zero remote control (max 4 metres)
- Shackles and carrying case

MODELS:

Model	Capacity kg	Division kg	Dimensions mm	Weight kg
TL 424/05	500	0.1	161 x 123 x 270	3.5
TL 424/10	1000	0.2	161 x 123 x 270	3.5
TL 424/30	3000	0.5	161 x 123 x 400	3.5
TL 424/65	6500	1	161 x 123 x 400	7.5
TL 424/95	9500	2	161 x 123 x 477	12

On request, available from 50 to 50000 kg capacity.

## SPRING DIAL SCALES

15 cm diameter dial.

DIMENSIONS: 180 x 250 x 50 mm.

Model	Capacity kg	Sensitivity g
TL 348	10	50
TL 369	25	100
TL 395	50	200

**SPECIFIC GRAVITY TEST SET** T 620

ASTM C 128 BS 812 EN 1097-6

**THIS SET CONSISTS OF:**

<b>V 753</b>	GLASS PYCNOMETER For sands and fine aggregates, 1000 cc capacity with conical top.
<b>T 620/2</b>	SAND ABSORPTION CONE AND TAMPER For fine aggregates. Chrome-plated brass cone (dia. 40 and 90 mm); 25 mm dia. tamping rod.
<b>T 620/1</b>	WIRE BASKET FOR SAMPLES Made of stainless steel N.100 mesh (0.15 mm), diameter 140 mm, height 150 mm.

**HYDROSTATIC WEIGHING TABLE** TL 508

Large capacity. For weighing in air and in water with both electronic and mechanical balances (with hooks underneath). An extremely practical winch lowers and raises the platform that holds the water tank (50 litre capacity, dimensions 400 x 400 x 350 mm). Suitable balance with facility for hydrostatic weighing the baskets and the support system be ordered separately.

DIMENSIONS: 650 x 500 x 900 (h) mm.

WEIGHT: 28 kg.

**ACCESSORIES AND SPARE PARTS:**

<b>T 620/4</b>	Support system for 15-20 cm/side cubes
<b>T 620/9</b>	Made of ASTM N.12 Mesh (1.7 mm) 140 mm diameter, 160 mm height
<b>T 620/8</b>	Made of ASTM N. 30 Mesh (1.7 mm) 100 mm diameter, 120 mm height
<b>T 620/3</b>	Made of ASTM N.6 Mesh (3.35 mm) 200 mm diameter, 200 mm height
<b>T 620/5</b>	Made of ASTM N. 12 Mesh (1.7 mm) 200 mm diameter, 200 mm height
<b>T 620/1</b>	Made of ASTM N.100 Mesh (0.15 mm) 140 mm diameter, 150 mm height
<b>T 620/6</b>	Made of ASTM N. 16 Mesh (1.18 mm) 100 mm diameter, 120 mm height
<b>T 620/7</b>	Made of ASTM N. 30 Mesh (0.6 mm) 140 mm diameter, 150 mm height



TL 508

**HYDROSTATIC WEIGHING TABLE** TL 407

Enamelled metal structure. Shelf can be positioned at various heights.

Plastic tank with capacity of approximately 75 litres. Supplied complete with the following stainless steel baskets:

<b>T 620/1</b>	Net in 100 Mesh Diameter 140 x 150 mm (h)
<b>T 620/3</b>	Net in 6 Mesh Diameter 200 x 200 mm (h)



TL 407



T 620/4

TANK DIMENSIONS: 590 x 410 x 330 (h) mm

TABLE DIMENSIONS: 600 x 450 x 750 (h) mm.

WEIGHT: 20 kg

## 5.1.2 SIEVING

TECNOTEST



### SIEVES AND SCREENS

ASTM E 11 BS 410 EN 933-2 ISO 565 ISO 3310

Our range of sieves and screens are available in 200 and 300 mm diameter versions which can be supplied either with woven wire cloth or perforated plate (square or round holes).

**N.B.:** EUROPEAN STANDARD EN 933-2 (TEST FOR GEOMETRICAL PROPERTIES OF AGGREGATES. DETERMINATION OF PARTICLE SIZE DISTRIBUTION. TEST SIEVES, NOMINAL SIZE OF APERTURES) HAS BECOME THE POINT OF REFERENCE FOR ALL SUCH TESTS AND RELEVANT STANDARDS (INCLUDING THE STANDARD INVOLVING "CE" CERTIFICATION OF AGGREGATES) AND PRESCRIBES THAT SIEVES HAVING OPENINGS EQUAL TO OR GREATER THAN 4 MM MUST BE SUPPLIED WITH PERFORATED PLATES (SQUARE HOLES) WHEREAS THOSE WITH OPENINGS OF LESS THAN 4 MM MUST BE SUPPLIED WITH WOVEN WIRE CLOTH.

#### Specifications:

##### SC SERIES

200 mm diameter sieves with useful internal height of 50 mm. Dimensions: dia. 210 x 70 (h) mm. Weight: 0.5 kg.

##### SD SERIES

300 mm diameter sieves with useful internal height of 70 mm. Dimensions: dia. 310 x 90 (h) mm. Weight: 1 kg.

##### SG - SL SERIES

200 mm diameter sieves with useful internal height of 55 mm. Dimensions: dia. 210 x 75 (h) mm. Weight: 0.6 kg.

##### SF - SN SERIES

300 mm diameter sieves with useful internal height of 80 mm. Dimensions: dia. 310 x 100 (h) mm. Weight: 1.1 kg.

**SA 203** Receiver and lid dia. 200 mm

**SB 203** Receiver and lid dia. 300 mm

**SA 203/10** Receiver dia. 200 mm

**SB 203/10** Receiver dia. 300 mm

**SA 203/20** Lid dia. 200 mm

**SB 203/20** Lid dia. 300 mm

**SA 200/1** Spare wire mesh for sieves: 100 x 100 cm (openings from N.4 to N.200)

**SA 200/2** Spare wire mesh for sieves: 25 x 25 cm (openings from N.4 to N.200)

ALL SG, SL, SF, AND SN SERIES SIEVES ARE SUPPLIED COMPLETE WITH CERTIFICATE AS REQUIRED BY STANDARD ISO 3310. EACH SIEVE MAY BE SUPPLIED UPON REQUEST WITH A TRACEABLE CALIBRATION CERTIFICATE.

### WET SIEVING

Frame height 200 mm, wire mesh in stainless steel.

**SA 600/10** SIEVE  $\varnothing$  200 mm. Mesh 0.075 mm

**SA 600/30** SIEVE  $\varnothing$  200 mm. Mesh 0.063 mm

**SB 600/10** SIEVE  $\varnothing$  300 mm. Mesh 0.075 mm

**SB 600/30** SIEVE  $\varnothing$  300 mm. Mesh 0.063 mm

### RECEIVER AND LID FOR WET SIEVING

The lid has a water inlet nozzle whilst the receiver has a drainage outlet.

Ten rubber seals are supplied as standard.

For use with standard sieves.

**SA 600/20** RECEIVER AND LID dia. 200 mm

**SB 600/20** RECEIVER AND LID dia. 300 mm


SG 040



SF 022/4



SD 030



SB 203

SA 203





SC 020



SA 600/10

SB 600/20

## WOVEN WIRE CLOTH TEST SIEVES WITH ISO 3310-1 CONFORMITY CERTIFICATE

	NOMINAL APERTURE STANDARD	NOMINAL APERTURE ALTERN.			NOMINAL APERTURE STANDARD	NOMINAL APERTURE ALTERN.	
Ø 20 cm	mm	N.	Ø 30 cm	Ø 20 cm	mm	N. / Inches	Ø 30 cm
SL 000/020	0.020		SN 000/020	SL 002/36	2.36	N. 8	SN 002/36
SL 000/025	0.025		SN 000/025	SL 002/5	2.5		SN 002/5
SL 000/038	0.038	N. 400	SN 000/038	<b>SL 002/80</b>	<b>2.8</b>	<b>N. 7</b>	<b>SN 002/80</b>
SL 000/04	0.04		SN 000/04	SL 003/15	3.15		SN 003/15
SL 000/045	0.045	N. 325	SN 000/045	SL 003/35	3.35	N. 6	SN 003/35
SL 000/05	0.05		SN 000/05	<b>SL 004</b>	<b>4</b>	<b>N. 5</b>	<b>SN 004</b>
SL 000/053	0.053	N. 270	SN 000/053	SL 004/75	4.75	N. 4	SN 004/75
<b>SL 000/063</b>	<b>0.063</b>	<b>N. 230</b>	<b>SN 000/063</b>	SL 005	5		SN 005
SL 000/075	0.075	N. 200	SN 000/075	<b>SL 005/6</b>	<b>5.6</b>	<b>N. 3.5</b>	<b>SN 005/6</b>
SL 000/08	0.08		SN 000/08	SL 006/3	6.3	1/4"	SN 006/3
SL 000/090	0.09	N. 170	SN 000/090	SL 006/7	6.7	0.265"	SN 006/7
SL 000/1	0.1		SN 000/1	<b>SL 008</b>	<b>8</b>	<b>5/16"</b>	<b>SN 008</b>
SL 000/106	0.106	N. 140	SN 000/106	SL 009/50	9.5	3/8"	SN 009/50
<b>SL 000/125</b>	<b>0.125</b>	<b>N. 120</b>	<b>SN 000/125</b>	SL 010	10		SN 010
SL 000/150	0.150	N. 100	SN 000/150	<b>SL 011/2</b>	<b>11.2</b>	<b>7/16"</b>	<b>SN 011/2</b>
SL 000/16	0.16		SN 000/16	SL 012/5	12.5	1/2"	SN 012/5
SL 000/180	0.18	N. 80	SN 000/180	SL 013/20	13.20		SN 013/20
SL 000/2	0.2		SN 000/2	SL 014	14		SN 014
SL 000/212	0.212	N. 70	SN 000/212	<b>SL 016</b>	<b>16</b>	<b>5/8"</b>	<b>SN 016</b>
<b>SL 000/250</b>	<b>0.25</b>	<b>N. 60</b>	<b>SN 000/250</b>	SL 019	19	3/4"	SN 019
SL 000/300	0.3	N. 50	SN 000/300	SL 020	20		SN 020
SL 000/315	0.315		SN 000/315	<b>SL 022/4</b>	<b>22.4</b>	<b>7/8"</b>	<b>SN 022/4</b>
SL 000/355	0.355	N. 45	SN 000/355	SL 025	25	1"	SN 025
SL 000/4	0.4		SN 000/4	SL 026/5	26.5		SN 026/5
SL 000/425	0.425	N. 40	SN 000/425	SL 028	28		SN 028
<b>SL 000/500</b>	<b>0.5</b>	<b>N. 35</b>	<b>SN 000/500</b>	<b>SL 031/5</b>	<b>31.5</b>	<b>1 1/4"</b>	<b>SN 031/5</b>
SL 000/600	0.6	N. 30	SN 000/600	SL 037/5	37.5		SN 037/5
SL 000/63	0.63		SN 000/63	SL 038/1	38.1	1 1/2"	SN 038/1
SL 000/710	0.71	N. 25	SN 000/710	SL 040	40		SN 040
SL 000/75	0.75		SN 000/75	<b>SL 045</b>	<b>45</b>	<b>1 3/4"</b>	<b>SN 045</b>
SL 000/8	0.8		SN 000/8	SL 050	50	2"	SN 050
SL 000/850	0.85	N. 20	SN 000/850	SL 053	53		SN 053
<b>SL 001</b>	<b>1</b>	<b>N. 18</b>	<b>SN 001</b>	<b>SL 063</b>	<b>63</b>	<b>2 1/2"</b>	<b>SN 063</b>
SL 001/18	1.18	N. 16	SN 001/18	SL 075	75	3"	SN 075
SL 001/25	1.25		SN 001/25	SL 080	80		SN 080
SL 001/40	1.40	N. 14	SN 001/40	<b>SL 090</b>	<b>90</b>	<b>3 1/2"</b>	<b>SN 090</b>
SL 001/6	1.6		SN 001/6	SL 100	100	4"	SN 100
SL 001/70	1.70	N. 12	SN 001/70	SL 125	125		SN 125
<b>SL 002</b>	<b>2</b>	<b>N. 10</b>	<b>SN 002</b>				

Main series to CE marking for aggregates appear in bold lettering

## PERFORATED METAL PLATE TEST SIEVES WITH ISO 3310-2 CONFORMITY CERTIFICATE



NOMINAL  
APERTURE  
mm



Dia. 200 mm		Dia. 300 mm
<b>SG 004</b>	<b>4</b>	<b>SF 004</b>
SG 004/75	4.75	SF 004/75
SG 005	5	SF 005
<b>SG 005/6</b>	<b>5.6</b>	<b>SF 005/6</b>
<b>SG 006/3</b>	<b>6.3</b>	<b>SF 006/3</b>
SG 006/7	6.7	SF 006/7
SG 007/1	7.1	SF 007/1
<b>SG 008</b>	<b>8</b>	<b>SF 008</b>
SG 009	9	SF 009
SG 009/50	9.5	SF 009/5
<b>SG 010</b>	<b>10</b>	<b>SF 010</b>
<b>SG 011/2</b>	<b>11.2</b>	<b>SF 011/2</b>
<b>SG 012/5</b>	<b>12.5</b>	<b>SF 012/5</b>
SG 013/2	13.2	SF 013/2
<b>SG 014</b>	<b>14</b>	<b>SF 014</b>
<b>SG 016</b>	<b>16</b>	<b>SF 016</b>
SG 018	18	SF 018
SG 019	19	SF 019
<b>SG 020</b>	<b>20</b>	<b>SF 020</b>
<b>SG 022/4</b>	<b>22.4</b>	<b>SF 022/4</b>
SG 025	25	SF 025
SG 026/5	26.5	SF 026/5
SG 028	28	SF 028
<b>SG 031/5</b>	<b>31.5</b>	<b>SF 031/5</b>
SG 037/5	37.5	SF 037/5
<b>SG 040</b>	<b>40</b>	<b>SF 040</b>
<b>SG 045</b>	<b>45</b>	<b>SF 045</b>
<b>SG 050</b>	<b>50</b>	<b>SF 050</b>
SG 053	53	SF 053
<b>SG 056</b>	<b>56</b>	<b>SF 056</b>
<b>SG 063</b>	<b>63</b>	<b>SF 063</b>
SG 075	75	SF 075
<b>SG 080</b>	<b>80</b>	<b>SF 080</b>
<b>SG 090</b>	<b>90</b>	<b>SF 090</b>
<b>SG 100</b>	<b>100</b>	<b>SF 100</b>
SG 106	106	SF 106
<b>SG 125</b>	<b>125</b>	<b>SF 125</b>

Main series to CE marking for aggregates  
appear in bold lettering

## SCREENS WITH ROUND HOLES

Dia. 20 cm	Hole dia. mm	Dia. 30 cm																											
SC 001	1	SD 001																											
SC 002	2	SD 002																											
SC 003	3	SD 003																											
SC 004	4	SD 004																											
SC 005	5	SD 005																											
SC 006	6	SD 006																											
SC 007	7	SD 007																											
SC 008	8	SD 008																											
SC 010	10	SD 010																											
SC 012	12	SD 012																											
SC 012/5	12.5	SD 012/5																											
SC 015	15	SD 015																											
SC 016	16	SD 016																											
SC 020	20	SD 020																											
SC 025	25	SD 025 </tr <tr> <td>SC 030</td> <td>30</td> <td>SD 030</td> </tr> <tr> <td>SC 040</td> <td>40</td> <td>SD 040</td> </tr> <tr> <td>SC 045</td> <td>45</td> <td>SD 045</td> </tr> <tr> <td>SC 050</td> <td>50</td> <td>SD 050</td> </tr> <tr> <td>SC 060</td> <td>60</td> <td>SD 060</td> </tr> <tr> <td>SC 063</td> <td>63</td> <td>SD 063</td> </tr> <tr> <td>SC 071</td> <td>71</td> <td>SD 071</td> </tr> <tr> <td>SC 080</td> <td>80</td> <td>SD 080</td> </tr> <tr> <td>SC 100</td> <td>100</td> <td>SD 100</td> </tr>	SC 030	30	SD 030	SC 040	40	SD 040	SC 045	45	SD 045	SC 050	50	SD 050	SC 060	60	SD 060	SC 063	63	SD 063	SC 071	71	SD 071	SC 080	80	SD 080	SC 100	100	SD 100
SC 030	30	SD 030																											
SC 040	40	SD 040																											
SC 045	45	SD 045																											
SC 050	50	SD 050																											
SC 060	60	SD 060																											
SC 063	63	SD 063																											
SC 071	71	SD 071																											
SC 080	80	SD 080																											
SC 100	100	SD 100																											



SG 040



SF 022/4



**SCREENS (457 x 660 x 75 mm)**

MODEL	NOMINAL APERTURE STANDARD mm	NOMINAL APERTURE ALTERN. N.	MODEL	NOMINAL APERTURE STANDARD mm	NOMINAL APERTURE ALTERN. N.
SV 000/063	0.063	N. 230	<b>SV 002/80</b>	<b>2.8</b>	<b>N. 7</b>
SV 000/075	0.075	N. 200	SV 003/15	3.15	
SV 000/08	0.08		SV 003/35	3.35	N. 6
<b>SV 000/090</b>	<b>0.09</b>	<b>N. 170</b>	<b>SV 004</b>	<b>4</b>	<b>N. 5</b>
SV 000/1	0.1		SV 004/75	4.75	N. 4
SV 000/106	0.106	N. 140	<b>SV 005/6</b>	<b>5.6</b>	<b>N. 3.5</b>
<b>SV 000/125</b>	<b>0.125</b>	<b>N. 120</b>	SV 006/3	6.3	1/4"
SV 000/150	0.150	N. 100	SV 006/7	6.7	0.265"
SV 000/16	0.16		<b>SV 008</b>	<b>8</b>	<b>5/16"</b>
<b>SV 000/180</b>	<b>0.18</b>	<b>N. 80</b>	SV 009/50	9.5	3/8"
SV 000/2	0.2		SV 010	10	
SV 000/212	0.212	N. 70	<b>SV 011/2</b>	<b>11.2</b>	<b>7/16"</b>
<b>SV 000/250</b>	<b>0.25</b>	<b>N. 60</b>	SV 012/5	12.5	1/2"
SV 000/300	0.3	N. 50	SV 013/20	13.20	
SV 000/315	0.315		SV 014	14	
<b>SV 000/355</b>	<b>0.355</b>	<b>N. 45</b>	<b>SV 016</b>	<b>16</b>	<b>5/8"</b>
SV 000/4	0.4		SV 019	19	3/4"
SV 000/425	0.425	N. 40	SV 020	20	
<b>SV 000/500</b>	<b>0.5</b>	<b>N. 35</b>	<b>SV 022/4</b>	<b>22.4</b>	<b>7/8"</b>
SV 000/600	0.6	N. 30	SV 025	25	1"
SV 000/63	0.63		SV 026/5	26.5	
<b>SV 000/710</b>	<b>0.71</b>	<b>N. 25</b>	<b>SV 031/5</b>	<b>31.5</b>	<b>1 1/4"</b>
SV 000/8	0.8		SV 038/1	38.1	1 1/2"
SV 000/850	0.85	N. 20	SV 040	40	
<b>SV 001</b>	<b>1</b>	<b>N. 18</b>	<b>SV 045</b>	<b>45</b>	<b>1 3/4"</b>
SV 001/18	1.18	N. 16	SV 050	50	2"
SV 001/25	1.25		SV 053	53	
<b>SV 001/40</b>	<b>1.40</b>	<b>N. 14</b>	<b>SV 063</b>	<b>63</b>	<b>2 1/2"</b>
SV 001/6	1.6		SV 075	75	3"
SV 001/70	1.70	N. 12	SV 080	80	
<b>SV 002</b>	<b>2</b>	<b>N. 10</b>	<b>SV 090</b>	<b>90</b>	<b>3 1/2"</b>
SV 002/36	2.36	N. 8	SV 100	100	4"



Reinforced fine mesh sieve frames

### 5.1.3 SIEVING

TECNOTEST



SS 205/2



SS 207/B09



SS 218

## ELECTRIC SIEVE SHAKERS

Steel sheet cabinet. Bench model.

Suitable for 7 sieves 200 mm diameter plus cover and pan.

Vertical action.

The electric system includes a timer.

**DIMENSIONS:** 350 x 300 x 600 (h) mm.

**WEIGHT:** 35 kg.

**SS 205/1** Model 110 V, 60 Hz, SINGLE PHASE

**SS 205/2** Model 220 V, 50 Hz, SINGLE PHASE

## ELECTRIC SIEVE SHAKER WITH TIMER

UNI EN 932-5 ISO 3310-1

### ELECTRIC SIEVE SHAKER WITH TIMER **SS 207/B09**

Electromagnet operation with separate, microprocessor based control unit capable of performing the following functions:

- timer from 0 to 999 minutes for duration of sieving procedure
- variable vibration intensity
- adjustable sieving modes: continuous or intermittent

Such controls, together with vibratory function involving vertical, lateral and rotary motion, make this sieve shaker particularly effective and reliable.

For sieves up to a maximum diameter of 315 mm.

It houses up to 12 sieves diameter 200 mm plus pan and cover, or 10 sieves diameter 300 mm plus pan and cover.

**POWER SUPPLY:** 220 V, 50 Hz, single phase, 750 W

**DIMENSIONS:** 420 x 420 x 1150 (h) mm

**WEIGHT:** 65 kg

### LARGE CAPACITY SIEVE SHAKER **SS 218**

Suitable when large quantities of material must be sieved. The highest sieve can contain up to 60 to 70 kg of material (approx. 30 litres). The main features of this sieve shaker are its sturdy construction and the fact that each sieve is blocked individually and can thus be easily extracted. The sieve shaker can hold 6 sieves and a receiver. Dustpan door (plexiglass) supplied. Supplied with receiver pan but without sieves.

**POWER:** 220 V, 50 Hz, single phase

**DIMENSIONS:** 585 x 855 x 1130 (h) mm.

**WEIGHT:** 150 kg.

### SS 219/P **PROTECTION AND SOUND-PROOFING**

Useful in the case of extended indoor use.

The container (sheet steel covered in a sound-absorbing material) reduces the noise to below 75 dB.

**DIMENSIONS:** 990 x 1100x x1400 (h) mm

**WEIGHT:** 180 kg

**AD 225/002** "PARTICLE SIZE ANALYSIS" SOFTWARE

## ULTRASONIC CLEANING TANKS

Ultrasonic cleaning is achieved by using high frequency sound waves to generate microscopic bubbles of steam in the molecular state.

The tank is suitable for cleaning a range of objects thoroughly and delicately; it is ideal for sieves which are difficult to clean around the edge and often have very fragile fine nets.

Made entirely of stainless steel with rounded edges.

Built-in electronic generator.

Frequency: 38 KHz.

### 10 LITRE ULTRASONIC TANK D 515

Internal diameter 260 mm - height 180 mm.

Five transducers.

**POWER SUPPLY:** 220 V, 50 Hz, single phase, 300 W

**EXTERNAL DIMENSIONS:** 320 x 300 x 420 (h) mm.

**WEIGHT:** 7 kg.

### 25 LITRE ULTRASONIC TANK D 516

Internal diameter 410 mm - height 200 mm.

Ten transducers.

**POWER SUPPLY:** 220 V, 50 Hz, single phase, 300 W

**EXTERNAL DIMENSIONS:** 470 x 450 x 500 (h) mm.

**WEIGHT:** 15 kg.

**D 516/2** LIQUID DETERGENT (25 litres)



D 516

## GENERAL PURPOSE CONTAINERS (aluminium)

**AT 224/4** Nominal capacity 4.3 litres (dia. 18 x 17 cm)

**AT 224/10** Nominal capacity 10 litres (dia. 24 x 23 cm)

**AT 224/14** Nominal capacity 14 litres (dia. 26 x 24 cm)

**AT 224/30** Nominal capacity 29 litres (dia. 34 x 32 cm)

**AT 211/P** Tamping rod: diameter 16 x 600 mm

**DV 739** Straight edge 300 mm long



AT 224/10

AT 224/14

AT 224/30

## VOLUMETRIC WEIGHT BUCKETS

For determining the weight per cubic meter of fresh concrete. Strongly built in steel.

Code	Capacity	Reference Standards
AT 224/A	litres 2.8	ASTM C29
A 240/10	litres 10	EN 1097/3 - EN 12350/6 BS 812 - ASTM C138
AT 224/D	litres 14	UNI 6394/1 - ASTM C138 ASTM C29
AT 224/F	litres 28	UNI 6394/1 - ASTM C138 ASTM C29
AT 224/9	litres 9	UNI 7122



AT 224/D

AT 224/F

